

I know!


**I read it in
the newspaper!**

**A Guide to
Family Literacy**

HEY!

Who knows...

... the final score
of the game
last night?



It's fun having all the answers, isn't it?

It's also easy — when you read the newspaper every day.

Each edition is loaded with enough information to fill an entire book — information you can use to impress your friends!

Whether you're looking for answers to life's everyday questions or want to get a real-world view of things you're learning in class, the newspaper is the place to turn. It takes you to new places, introduces you to new people, and, yes, teaches you new things — the exciting, what's happening kind of things that really put you "in the know."


We don't want you to take our word for it, though. We want you to check it out for yourself — every day. We'll even show you how. Let's go through the newspaper from front to back and find out how to become a kid "in the know."

Then, the next time someone asks you, "Hey! Who knows what's going on?" you'll be able to tell them:



Does anyone know...

... if it's
supposed
to rain
Friday?




What about...

... the new
skateboard park?
Who knows
when it'll
be finished?



YOUR LOGO HERE



Writer: Terri Darr McLean
Educational Consultant: Kriss Johnson
Designer: Chip Holtzhauer
Photography: Rubberball Stock
Clip Art: Masterclips

I know!

I read it in
the newspaper!

Getting to know YOUR newspaper

Did you know that your newspaper has ears? It jumps, too! Amazing isn't it?

Actually, the ears and jumps refer to two important parts of a newspaper. The "ears" are the top two corners of the front page, sometimes used to call attention to a special story. And "jumps" are stories that are continued from one page to another.

There are many interesting parts of a newspaper, and the more you know about them, the more fun your newspaper-reading experience will be.

Take a look at some of the other parts of a newspaper and see if you can find examples of each:

- The **flag** (the newspaper's name)
- The **date** (the date the newspaper was published)
- A **headline** (the title of a story in large, bold type)
- An **article** (a newspaper story)
- A **byline** (a line at the beginning or end of a story that tells who wrote the story)

- A **dateline** (a line, usually at the beginning of a story, that tells where the story came from)
- A **photograph**
- A **cutline** (a line or lines underneath a photograph that explains what is happening in the photograph)

Go ahead: Find an **ear** and a **jump**, too!

- Cut out an example of each of the items listed above and make a "Parts of the Newspaper" collage.

Activity Workspace:

Just like a book is organized by chapters, a newspaper is organized by sections. Each section usually focuses primarily on one subject, such as sports, business, or local news.

1. How many labeled sections are in today's newspaper? _____
2. Where is each section label located? _____
3. Is each section titled? _____
4. Which section is the sports section? _____
5. Which has local news? _____
6. Do the pages in each section have page numbers? _____

